


I Move



This week, your child will explore ways to move.
We will be talking about personal space. Your child will think about giving others the space they need.

Word of the Week

maneuver

To maneuver means to move in a careful and skillful way.

Use the Word of the Week at home.

You might say: *There are so many toys on the floor of your room that is it hard to maneuver to your bed. or Can you maneuver under the table to pick up the napkin?*

Moving Is Good for You

With your child walk, run, skip and hop along a path or sidewalk. Explore toys that help you both move as you roller skate, ride a scooter, or pull a wagon. Point out that these fun activities are good exercise.

More Words to Know

actions
bend
control
imitate
numeral
obstacle
pattern
personal space

Imitate Me

Explain to your child that the body can move in many different ways. Play an "Imitate Me" game. Bend a finger and have your child imitate the move. Stand on one foot and swing the other leg. Repeat with other body parts and more challenging moves. Invite your child to be the leader and model moves for you to imitate.

A Dance Party

Listen to a favorite song or sing one together. Dance along with the music. When the song ends, talk about the ways you moved your body as you danced. *Did we give each other enough room to move without bumping each other?* Confirm that dancers need personal space to do their moves.


Ordering Numerals

Your child is learning to read and order numerals. Write 0-9 on small pieces of paper or notecards. Have your child choose a paper and read the numeral on it. Work together to place the numerals in order: 0, 1, 2, 3, 4, 5, 6, 7, 8, 9. Add cards with the numerals 10-20 if your child is ready for a bigger challenge.

Coming Next Week: We will talk about different types of transportation that people use to move from one place to another.

Transportation

This week, your child will learn about land, air, and water travel. We will talk about many different kinds of transportation.



Word of the Week

transportation

Transportation is a way of traveling from one place to another place.

Use the Word of the Week at home.

You might ask:

What kind of transportation do you think Grandpa will use to get to our house?

More Words to Know

float

pattern

pattern core

read a pattern

repeat

scan

travel

Read a Pattern

Gather two sets of familiar objects (pencils and crayons, pennies and nickels, or spoons and forks). Place one item from the first set on the floor. Then, place one item from the second set beside it. (This is the pattern core.) Continue adding one from the first set and one from the second set to the line of objects on the floor. When you have repeated the pattern core three times, stop. Point to and name the objects (pencil, crayon, pencil, crayon, pencil, crayon). This is called reading a pattern. Help your child create and read another pattern.

Going To and From

As you travel to and from school, be on the lookout for different kinds of transportation. You might see cars, bicycles, buses, airplanes, and trains. Point out that walking is also a form of transportation. Count all the different kinds. *How many did you see?*

Become a Boat Maker

Try making a boat with your child. Mold a small square of aluminum foil in the shape of a flat-bottomed nest. Carefully place the "boat" in a bowl of water. *Does it float? Will it continue to float if you put a few small objects like paperclips inside? How might you make a stronger boat?*

The Wheels on the Bus

If there is a public bus in your community, take your child for a ride. As passengers get on the bus, point out how they scan their tickets and take a seat. Enjoy the sights as you look out the windows.

Coming Next Week: Children will learn about famous places that people might travel to visit.



Travel

This week, your child will be learning about places that people around the world like to visit.

Looking for Maps

Be on the lookout for maps in your community. You and your child can make a game of spotting them. You may find maps in a mall or library. Check at a train station or an airport. Notice the map on your navigation system or app. Explain that a map is a special picture of a place. Talk about what it shows and why maps help us.

Going on a Trip

Plan a trip with your child. Locate the destination on a map. Discuss how you will get there and what you will need to take with you. Note: A trip does not need to be a vacation to Disneyland or some other famous place. You and your child might plan a trip to Grandma's house, the swimming pool, or a new shopping mall.

The Moon

Invite your child to think about traveling in space. Stand outside and look at the moon. Talk about how people travel in space. Think about whether this is something you or your child would like to do.
How would space travel be different than going to Grandma's house?

Word of the Week

destination

A destination is the place a person is going.

Use the Word of the Week at home.

You might say:

We are going to go to the library.

The library is our destination.

More Words to Know

bottom
location
map
middle
plan
space
top
travel

Top, Bottom, Middle

Notice familiar objects and buildings. Have your child use the words *top*, *bottom*, and *middle* to describe them. Look at the slide on the playground, the school building, or your neighbor's house. Ask questions about the location of the parts: *Is the roof at the top, the middle, or the bottom of the house? Is the window at the top, the middle, or the bottom? What about the front steps?*

Coming Next Week: We will be talking about adventures children love, such as trips to the zoo or family picnics.

The Places Kids Go



This week, your child will explore more travel. We will be talking about places that children love to go.

Word of the Week

adventure

An adventure is an exciting or unusual experience.

Use the Word of the Week at home.

After reading a story at bedtime, you might say:

The girl in the story went on an adventure.

Go on an Adventure

Take your child to a local museum, zoo, or neighborhood park. We will talk about all of these places at school. You and your child will enjoy going on adventures in your community.

Pack a Picnic

Help your child plan and pack a basket or bag with an outdoor snack. Spread a blanket, unpack the basket, and enjoy the snack together. Talk together about why a picnic is a special adventure.

More Words to Know




- celebration
- museum
- picnic
- special occasion
- tally
- tally chart
- zoo

Celebrations

Families celebrate special occasions. Discuss your family's celebrations with your child. *What holidays do you celebrate? Who is part of the celebration? Do you stay at home or do you travel somewhere? What foods and decorations are part of the celebration?*

A Tally Chart

Talk with your child. Decide on a question to ask members of your family or friends. For example: *Do you like to travel by car, by bike, or by bus?* Draw simple pictures to show three choices on the left side of a paper. Ask the question. Have your child draw a line (tally) next to the picture that matches each person's answer. When you are done, look at the chart again. *Which kind of travel do the most people like?*

I like:	tally
	1111
	1
	11

Coming Next Week: We will be starting a new theme about amazing critters.